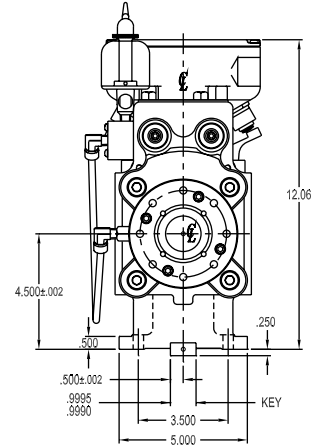
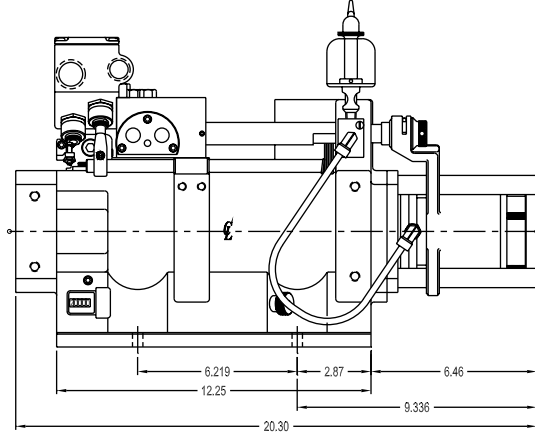
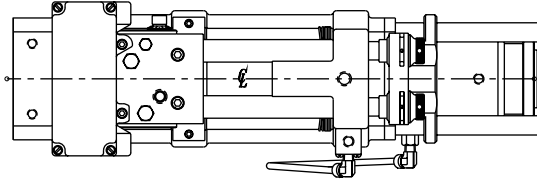


LEAD SCREW TAPPING UNIT



Models 3496, 3497

Specifications (Unit: inch)

Model No.	Thrust Adv./Ret.	Stroke Total	Screw Length	Max. Spindle Speed	Min. Spindle Speed	Pitches Avail.	Rapid Travel (Air)
3496	N/A	4"	2" of total	2000	80	Std/Metric	Yes
3497*	N/A	4"	2" of total	1000	80	Std/Metric	Yes

*Note: For single spindle application add "ZZ" to "Special" column on order form.

Features

- Rapid travel before lead screw engagement of work piece.
- Interchangeable lead screws and nuts.
- Depth repeatability of 1/8th revolution @ 1000 rpm's.
- Full adjustability for rapid and feed distances.
- Pulley and RPM choices.
- Belt housing/position choices.
- Various spindle and drive choices.

Customizing A Hause Unit To Your Specs

Most Hause power feed units can be customized to best fit the needs of your unique applications. Using the worksheet at the back of this catalog and the information found on pages 36 - 49, you can spec out the Hause unit of your choice.

Model	Spindle	Drive	Belt/Pulley	Motor	Belt Housing	Special
3496	- BO	- V	- H/280	- DD	- AI	-
	Pgs. 36-37	Pgs. 38-39	Pgs. 40-41	Pgs. 42-44	Pg. 45	Pgs. 46-49

Example: 3496-BO-V-H/280-DD-AI This code specifies a Lead Screw Tapping unit (Model No. 3496) with a 4" stroke. Accessorizing this unit is a 1-1/2" Adjustable Adapter Spindle, 4.2:1 Reduction Drive, Timing Belt & Pulley with 280 RPM, a 2.4 HP (1145 RPM) Demag Motor, mounted to the top on an Overhead Belt Housing.