



# Drilling Unit FD56-100



## ■ Specification

Pneumatic Pressure	70 ~ 85 P.S.I
Drilling Capacity	1/2" (steel) 70 P.S.I
Chuck Type	ER-20-1/2", JT6-1/2"
Power	1HP-2p or 4p, 2HP-2p or 4p, 220V/440V-60HZ
Max. Revolution/Minute	3,800rpm
Weight	125 lb
Overall Stroke	4"
Drilling Stroke	1" or 2"
Cylinder Diameter	2.5"
Cylinder Area	Forward 6.70 IN <sup>2</sup> , Backward 4.75 IN <sup>2</sup>
Transmission Pulley	a. A2-O.D.-4"
	b. H.T.D-5M-62T
	c. A3-O.D.-5"-4.3"-3.5"
Thrust Force	475 lb @ 70P.S.I

## ■ Consumption Parts

Spindle Bearing	a. 32005x1, 6005Zx1, 32004x1, 6004Zx1
	b. 7005x2, 7004x2
Pulley Bearing	a. 6008Zx1, 51208x1 or 51108x1
	b. 7008x2
O-Ring for Front Cover	P-58x2, G-80x2, UHS-58x1
O-Ring for Piston	OSY-80x2, G-45x1, P-30x1
O-Ring for Rear Cover	P-30x2, G-75x1



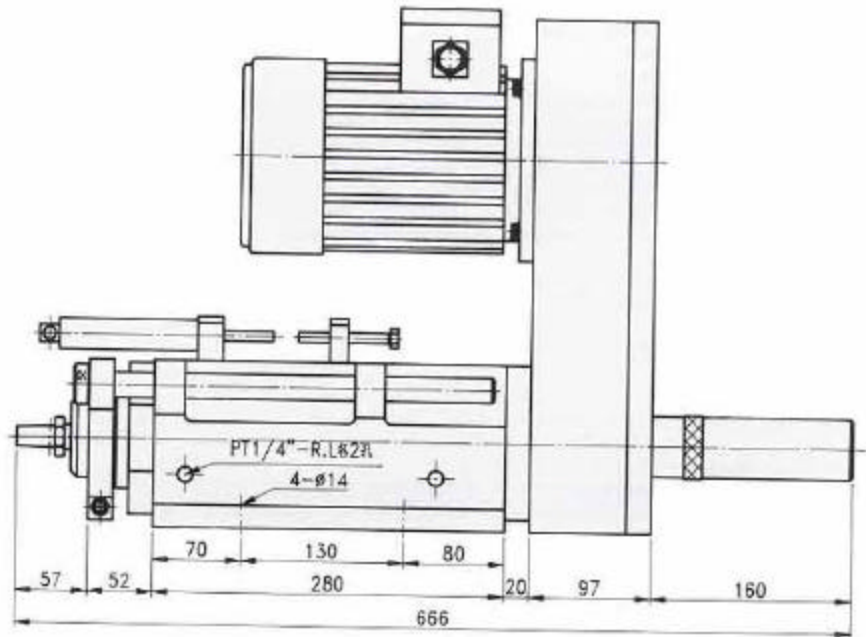
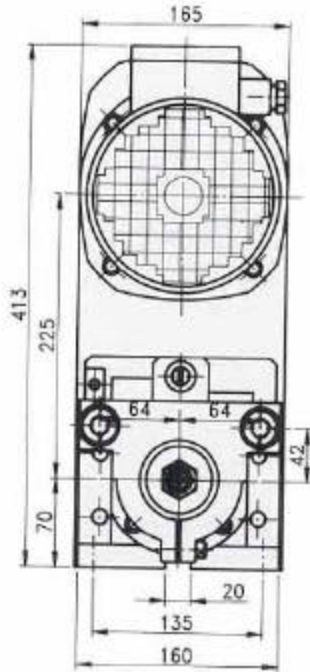
**Hause Machines, Inc.**  
809 S. Pleasant St.  
P.O. Box 229  
Montpelier, OH 43543

Phone 419-485-3158  
Toll Free 800-932-8665  
Fax 419-485-3146  
E-mail [hause@bright.net](mailto:hause@bright.net)  
Web Page [www.hausemachines.com](http://www.hausemachines.com)

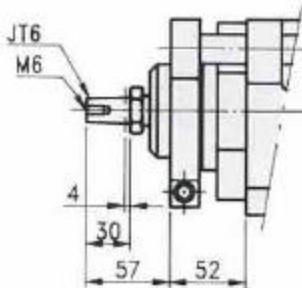
- RPM and chuck type should be specified when placing order
- There are two drilling strokes, 1" and 2", to choose from
- Equipped with internal electrical micro switch.
- Stroke and stopper adjustment can be done in one combined step.
- Motor and pulley location can be mounted around the circle in 180 degree interval.



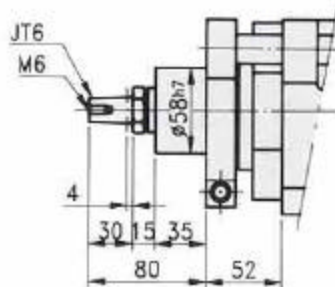
# Drilling Unit FD56-100



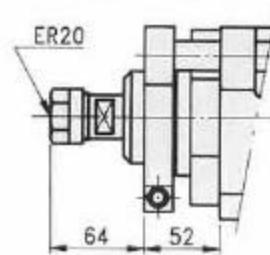
**FD56-100-JT6**



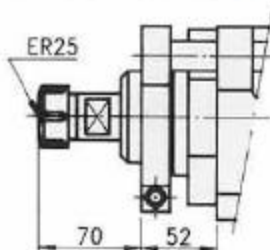
**FD56M-100-JT6 Multi**



**FD56-100-ER20**



**FD56-100-ER25**



**FD56-100-AS22**

